

LUTIFY.ME



INSTALLING LUTs

Installing Lutify.me LUTs into
Adobe Photoshop

Lightroom differs slightly
depending on whether you
are using Adobe Photoshop
Lightroom Classic CC or
Adobe Photoshop
Lightroom CC.

Please follow these
instructions to install
Lutify.me LUTs into your
version of **Adobe
Photoshop Lightroom
Classic CC**.

Lightroom Classic CC (Mac)

Step 1
Close Lightroom if open.

Step 2
Please copy and paste the
profiles **with** their enclosing
folders from your package
into the following path on
your hard drive:

Users > [Your Username] >
Application Support >
Adobe > CameraRaw >
Settings

Step 3
Launch Lightroom

For detailed instructions,
please see [this document](#).

Lightroom Classic CC (Win)

Step 1
Close Lightroom if open.

Step 2
Please copy and paste the
profiles **with** their enclosing
folders from your package
into the following path on
your hard drive:

C:\Users\[Your Username]\
AppData \ Roaming \ Adobe
 \ CameraRaw \ Settings

Step 3
Launch Lightroom

For detailed instructions,
please see [this document](#).

LUTIFY.ME

INSTALLING LUTs

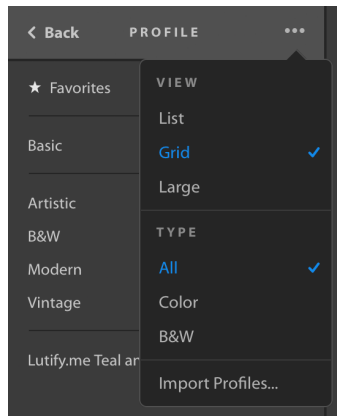
Installing Lutify.me LUTs into
Adobe Photoshop

Lightroom differs slightly
depending on whether you
are using Adobe Photoshop
Lightroom Classic CC or
Adobe Photoshop
Lightroom CC.

Please follow these
instructions to install
Lutify.me LUTs into your
version of **Adobe
Photoshop Lightroom CC**.

Lightroom CC

Step 1
Launch Lightroom CC.

Step 2
Click on the three dots in
Presets Browser and select
'Import Profiles...'.


Step 3
Select the folder containing
profiles in your package and
click 'Import'.

Step 4
Repeat process for all LUTs
categories you wish to
install.

For detailed instructions,
please see [this document](#).

LUTIFY.ME

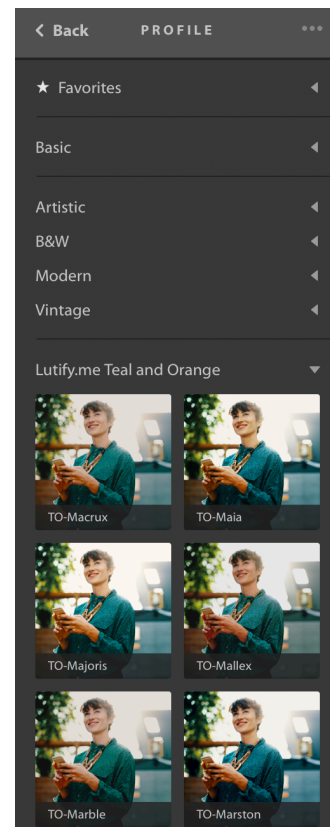
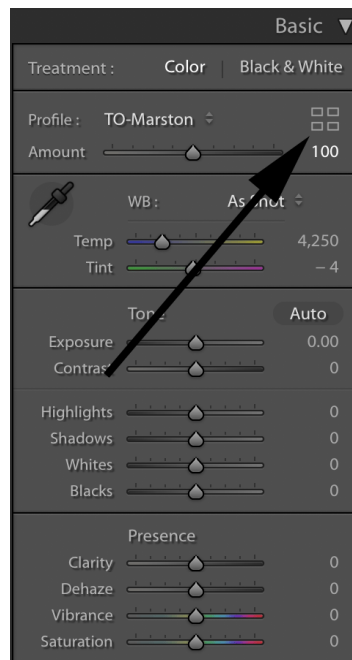


APPLYING LUTs

Once installed, Lutify.me LUTs will appear under Presets Browser (Lightroom CC) and Profile Browser (Lightroom Classic CC).

Select the appropriate LUT by clicking on it.

For detailed instructions, please see [this document](#).



LUTIFY.ME



SUPPORT

Our mission is to make sure you get the perfect color grade.

To help you achieve that, we offer three support channels:

Documentation

An in-depth [knowledge base](#) to help you find the right solution.

FAQ

Answers to most [commonly asked questions](#).

Contact Support

Didn't find what you were looking for? Write to us at:

help@lutify.me

Please note our working times are from Monday - Friday, 09:00 - 19:00 GMT/UTC + 02:00.